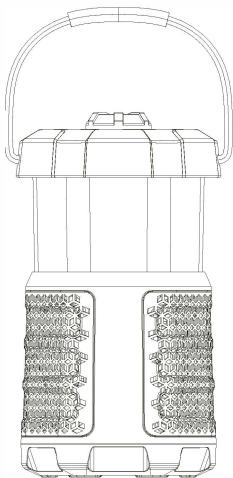


# 1852

MAR  
INGE  
OUR  
LITY



## **Wireless Speaker**

### **User Manual**

### **Model:1114885**

## **Thank you for purchasing the 1852 Bluetooth Speaker.**

The 1852 is equipped with Bluetooth 5.3 for optimal connection and pairing with your Bluetooth-enabled device, Please read the user manual before use and keep it handy for future reference. If you have any additional questions or comments, please contact us by email at: [support@ohayo.com](mailto:support@ohayo.com). Note: Calling is not recommended in non-emergency situations, as we may not be able to answer the call in time due to time zone reasons.

### **IMPORTANT SAFETY INSTRUCTIONS**

1. Read all instructions and save them for personal reference in the future.
2. Follow all directions for operating the product.
3. Heed all warnings on the product and in the operating instructions.
4. Clean with a dry cloth only. Always unplug the product from any power source before cleaning
5. Do not use third-party attachments or non-recommended accessories with this product.
6. Do not place the product on an unstable surface, such as a cart, stand, tripod, table, etc. Unstable surfaces may cause the product to fall and cause serious injury to people and serious damage to the product. Follow all manufacturer instructions for mounting and accessories.
7. Do not block or cover ventilation slots. Openings in the product cabin ensure reliable operation and prevent overheating, Avoid placing on beds, sofas, and rugs, or mounting on racks or bookcases, unless proper ventilation is provided.

8. Do not use the plug incorrectly. Our product is equipped with TYPE-C charging cable, without a charger. The charging specification of this product is (5V, 2A). When choosing a charger to charge the product, please pay attention to the specification of the adapter, Charging that does not meet this specification can have a destructive effect on this product.
9. Do not set up near heat sources. Avoid radiators, stoves, heat registers, amplifiers, and other devices that produce heat. Avoid long exposure to sunlight and high temperatures.
10. Refer all services to qualified personnel. If the product becomes damaged during use or encounters a malfunction, contact qualified service personnel. Do not attempt to service by yourself.

## FEATURES

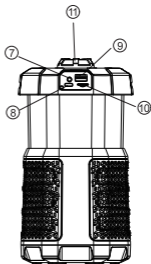
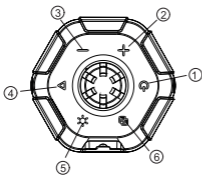
- \* DSP algorithm patent technology, maximum 40W power output
  - \* IPX6 waterproof.
  - \* Dual passive radiators provide superior deep bass.
  - \* Support CSB protocol, support Bluetooth Audio Broadcast, multi-speaker multicast function.
  - \* Built-in rechargeable lithium battery, supports up to 40 hours( around 65dB) of play time on a single charge.
  - \* Bluetooth 5.3
  - \* Plug and Play, easily play music from a USB flash drive. The USB-A port on the speaker allows you to charge a smartphone.
- 
- \* Party Mode: Link 100+1852 portable Bluetooth speakers to feel into the next dimension-sound and light synchronize across every speaker for a seamlessly electrifying experience.

## PACKAGE CONTENTS





- \* 1x X13 Bluetooth speaker
- \* 1x3.5mm audio cable
- \* 1x USB-C charging cable
- \* 1x User manual


## SPECIFICATIONS

Model	1852 1114885
Material	ABS +iron
Bluetooth	5.3
Bluetooth profile	X13
Bluetooth transmission	Up to 20m/66ft (open area)
Waterproof	IPX6
Output power	2 X 20W Max
Power supply	DC 5V/2A, via USB-C port
Frequency range	20Hz-16000Hz
Battery	Built-in lithium battery,7800mAh
Playtime	Up to 40hours (around 65 dB)
Standby	About 24 months
Charging time	4-5 hours
Functions	Hands-free phone call, aux-in, TF/Micro SD card, USB flash drive, power bank
Dimension	113x113x231mm



1. Power on/off, mode button
2. Volume up/Next track
3. Volume down/Previous track
4. Play/ Pause
5. Light show
6. Broadcast mode on/off
7. Aux-in port/Reset
8. Type-c charging interface
9. USB-a port (USB flash drive/power bank function)
10. TF/Micro SD card slot
11. Knob actuator


Key	Condition	Operation	Functions
	Shut down state	Long press	Turn on: Long press for 3 seconds
	Powered on	Short press	Mode switch: Bluetooth, Aux-in, Micro SDcard, and USB flash drive
	Playing state	Short press	Volume up
		Long press	Choose next track
	Playing state	Short press	Volume down
		Long press	Choose previous track
	Working status	Short press	Light effect mode switch: 1. When the indicator light is blue, the light effect is white 2. When the indicator light is green, the light effect is yellow Play/Pause Answer the phone Reject the call Hang up the phone Redial Disconnect Bluetooth Broadcast mode on/off TWS mode on/off Adjust the brightness of the lamp

	Powered on	Short press	Play/Pause
	Incoming call	Short press	Answer the phone
		Long press	Reject the call
	Calling	Short press	Hang up the phone
	Bluetooth mode	Continuously click twice	Redial
		Long press	Disconnect Bluetooth
	Powered on	Long press	Broadcast mode on/off
		Short press	TWS mode on/off
	Brightness regulator	Rotate	Adjust the brightness of the lamp

NOTE: the physical reset key (hidden in the aux-in port insert a hard stick to reset.

## HOW TO USE








### 1. Bluetooth Mode

- Turn on the **1852** speaker and automatically enter Bluetooth mode (The blue light is flashing, waiting for pairing).
- Turn on the Bluetooth of your phone. Find the “X13” in the available devices.
- Click on “X13” for Bluetooth pairing.
- Press the  for 3 seconds to disconnect Bluetooth

### 2. Broadcast Mode

What is Broadcast?



TWS is a true wireless stereo which means 100+ Bluetooth speakers can be paired together to play music simultaneously to provide 3D stereo surround sound.

- a. Turn on the two speakers (disconnect the speaker from the other Bluetooth device).
  - b. Hold one of the speakers and press the  for 3 seconds, the Blue light () is flashing for pairing.
  - c. Hold the other speaker and press the  for 3 seconds Blue light() is flashing for pairing.
  - d. A few seconds later, One of the speaker's lights () is always on. Prove that the pairing is complete. The main engine is flashing. The other is always on for auxiliary equipment.
  - e. Turn on the third speaker, press the  button for 3 seconds, and enter pairing mode. When the light () changes from flashing to bright. It is prove that the pairing is complete. And so on, up to 101 speakers.
  - f. Turn on the Bluetooth of the device (mobile phone), Find the "X13" in the available devices, and Click on "X13" for Bluetooth pairing.
  - g. After the connection is successful, press the button for 3 seconds to disconnect the connection.
  - h. In Broadcast Mode, only the main engine (Light flashing) has a hands-free function, while the speaker is silent.
- Note: The main engine (Light is flashing) is turned off, and the others are also turned off.



### 3. TWS Mode


What is TWS?


TWS is a true wireless stereo which means two Bluetooth speakers can be paired together to play music simultaneously to provide 3D stereo surround sound.

- a. Turn on the two speakers (disconnect the speaker from the other Bluetooth device).
- b. Hold one of the speakers and press the , the Blue light() is flashing for pairing.



c. Hold the other speaker and press the  , the Blue light()is flashing for pairing.

d. A few seconds later, One of the speaker's lights ()is always on. Prove that the pairing is complete. The main engine is flashing. The other is always on for auxiliary equipment.d. Turn on the Bluetooth of the device (mobile phone), Find the “X13” in the available devices, and Click on “X13” for Bluetooth pairing.

e. After the connection is successful, press the  button to disconnect the connection.

f.In TWS mode, only the main engine (left channel speaker) has a hands-free function, while the right channel speaker is silent.

#### **4. TF Card Mode**

Insert the TF Card (User-supplied) into the speaker, and the Bluetooth speaker automatically enters TF Card mode, automatically playing the audio in the card.

Note: TF card supports WAV/FLAC/APE/MP3 format, with a capacity smaller than or equal to 32GB.

#### **5. AUX-in Mode**

Simply connect the speaker to your non-Bluetooth device via the 3.5 mm audio jack cable.

Note 1: After plugging in an audio cable, the speaker will automatically switch to Aux-in Mode

Note 2: The USB power supply of most computers does not meet the standards of speakers. Please do not allow the computer to charge the speakers when the speaker is working in AUX-IN mode.

#### **6. USB Flash Drive Mode**

The speaker will play the music from your USB flash drive when plugging the USB into the USB-A port. The maximum supported memory is 32 GB.

## 7. USB-A Power Bank Function

This speaker carries a USB charge-out function that will automatically detect your device and begin to charge it when the charging cable is plugged into the USB-A port. The output power is up to DC 5V/2A. To maintain a stable music-playing performance, it's not recommended to use the music and power bank function at the same time.

## 8. Auto Power Off

The speaker will power off automatically after 20 minutes if it does not pair with any device through Bluetooth or does not play any sound after pairing. When on low battery, the speaker will power off automatically as well.

## 9. Charging

Red indicator light on the lamp	Charging
Red light off	Charging finished

## Care & Maintenance

Do not use any form of detergent or cleaning material to clean the product as any type of chemical may make this device unusable. Do not disassemble this product, it contains no user-serviceable parts. Do not drop or jump on it and treat it with care for the best performance. Keep the product in a dry location. Dust, dirt & moisture from humidity can accumulate on the body of the product if kept in an unfriendly place. Do not dispose of this product in a fire or batteries may explode or leak.

## Warranty Information

Your '1852 Bluetooth Speaker', is warranted to the original owner for 12 months from the date of purchase against defects in material and workmanship under normal use and service. **Palby Marine** is not responsible for the accidental use of this product and its liability will not exceed the purchase price of the product.

